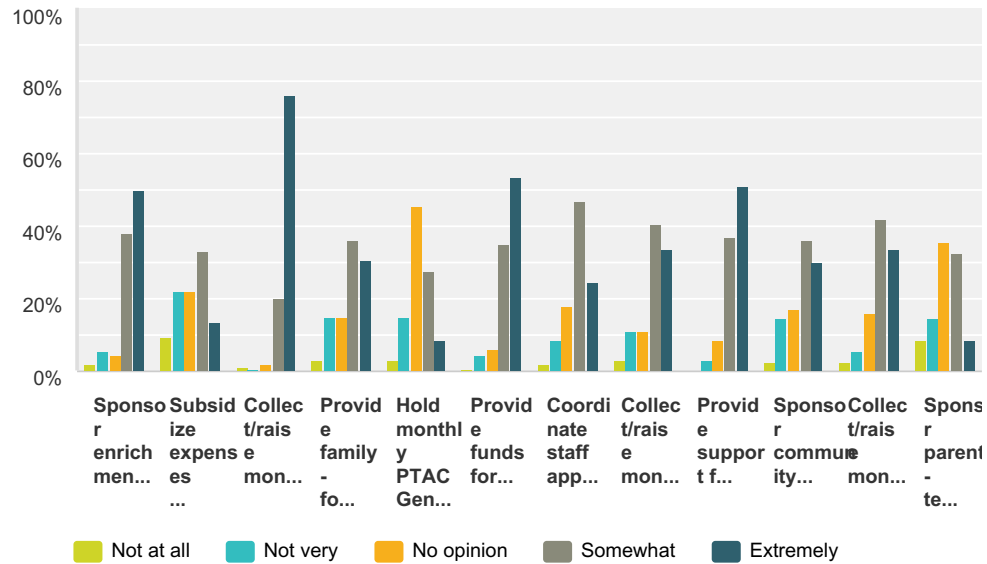


Q1 As the student body at Niwot Elementary grows and changes, parents may wish to adjust the focus of our PTAC. Given this, we would like to know what areas of focus you value most. Please rate the following areas or add your own in the "Other" field:

Answered: 160 Skipped: 0

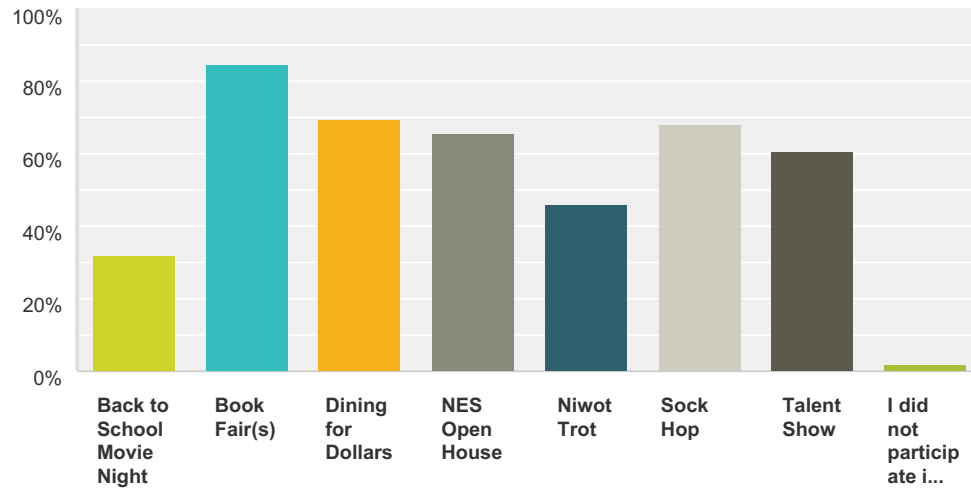


	Not at all	Not very	No opinion	Somewhat	Extremely	Total
Sponsor enrichment programs such as special presentations and guest speakers that enhance curriculum, art enrichment, character education, featured authors, science assemblies	1.88% 3	5.63% 9	4.38% 7	38.13% 61	50.00% 80	160
Subsidize expenses to reduce family costs for field trips	9.38% 15	21.88% 35	21.88% 35	33.13% 53	13.75% 22	160
Collect/raise monetary donations to fund Paraprofessionals in the classrooms (at least one per grade level)	1.25% 2	0.63% 1	1.88% 3	20.00% 32	76.25% 122	160
Provide family-focused social events (Back-to-School Movie Night, Talent Show, Sock Hop, etc.)	3.13% 5	15.00% 24	15.00% 24	36.25% 58	30.63% 49	160
Hold monthly PTAC General Meetings	3.13% 5	15.00% 24	45.63% 73	27.50% 44	8.75% 14	160
Provide funds for supplemental classroom materials, teacher grants, etc.	0.63% 1	4.38% 7	6.25% 10	35.00% 56	53.75% 86	160
Coordinate staff appreciation (Teacher Appreciation Week, Teacher Gift Idea pages, etc.)	1.88% 3	8.75% 14	18.13% 29	46.88% 75	24.38% 39	160
Collect/raise monetary donations to increase technology resources	3.13% 5	11.25% 18	11.25% 18	40.63% 65	33.75% 54	160
Provide support for teachers through classroom volunteers, parent education, Science Garden programming, etc.	0.00% 0	3.13% 5	8.75% 14	36.88% 59	51.25% 82	160

Sponsor community education programs (internet safety, dealing with bullying, etc.)	2.50% 4	14.37% 23	16.88% 27	36.25% 58	30.00% 48	160
Collect/raise monetary donations to increase media/library collections	2.50% 4	5.63% 9	16.25% 26	41.88% 67	33.75% 54	160
Sponsor parent-teacher-administration activities, like quarterly Parent-Principal Coffees	8.75% 14	14.37% 23	35.63% 57	32.50% 52	8.75% 14	160

Q2 Did you participate in any of the following NES PTAC events in 2014 or 2015? (please check all that apply)

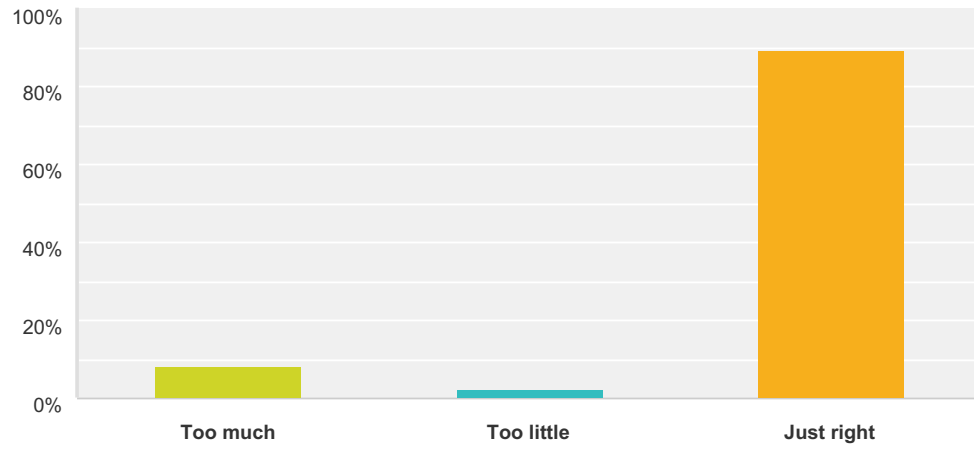
Answered: 157 Skipped: 3



Answer Choices	Responses
Back to School Movie Night	31.85% 50
Book Fair(s)	84.71% 133
Dining for Dollars	69.43% 109
NES Open House	65.61% 103
Niwot Trot	45.86% 72
Sock Hop	68.15% 107
Talent Show	60.51% 95
I did not participate in any of these events	1.91% 3
Total Respondents: 157	

Q3 Is the number of events appropriate? Do we try to do too much, too little, about right?

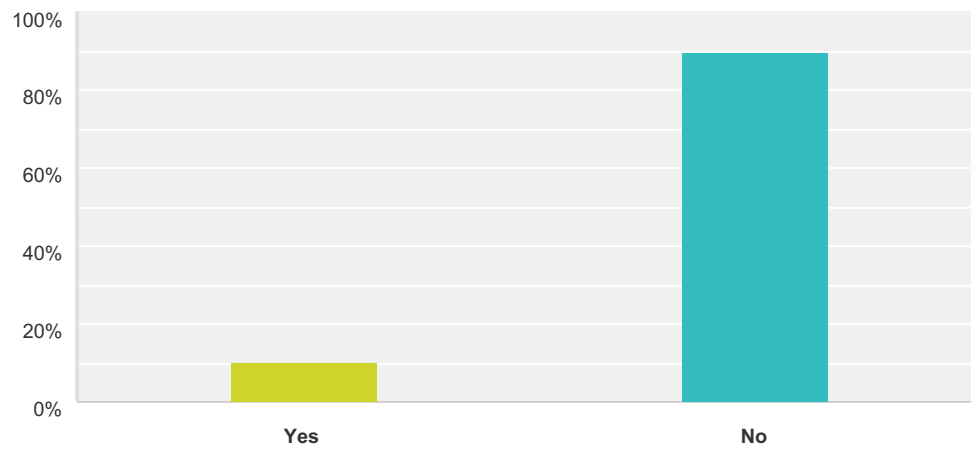
Answered: 157 Skipped: 3



Answer Choices	Responses	Count
Too much	8.28%	13
Too little	2.55%	4
Just right	89.17%	140
Total		157

Q4 Are there activities / events that you feel the PTAC should STOP doing?

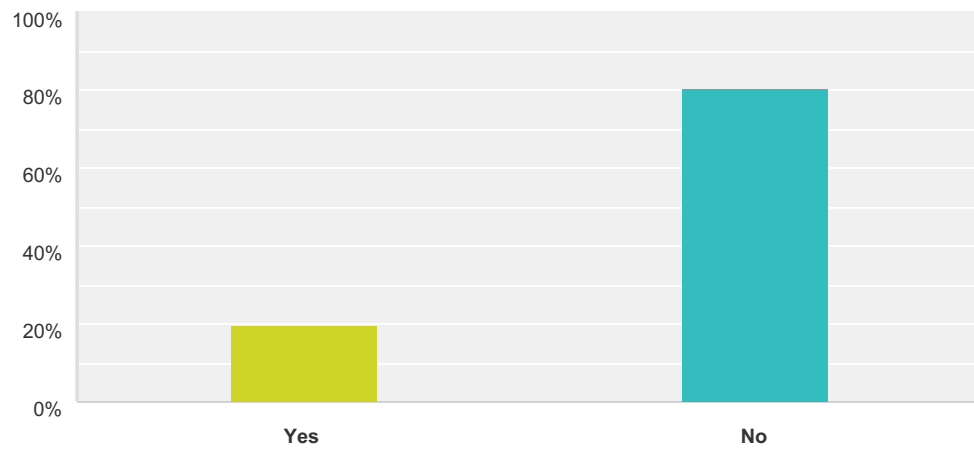
Answered: 157 Skipped: 3



Answer Choices	Responses
Yes	10.19% 16
No	89.81% 141
Total	157

Q5 Are there activities / events that you feel the PTAC SHOULD be involved in?

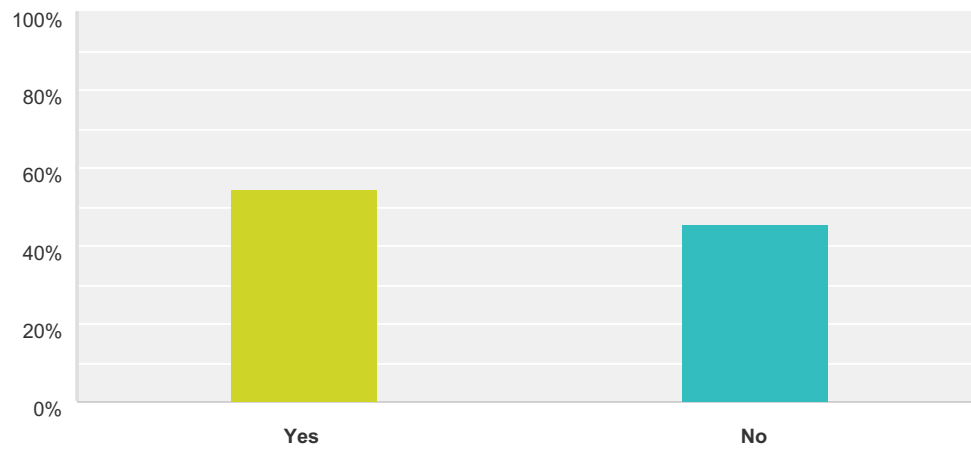
Answered: 157 Skipped: 3



Answer Choices	Responses
Yes	19.75% 31
No	80.25% 126
Total	157

Q6 Have you ever attended a PTAC meeting?

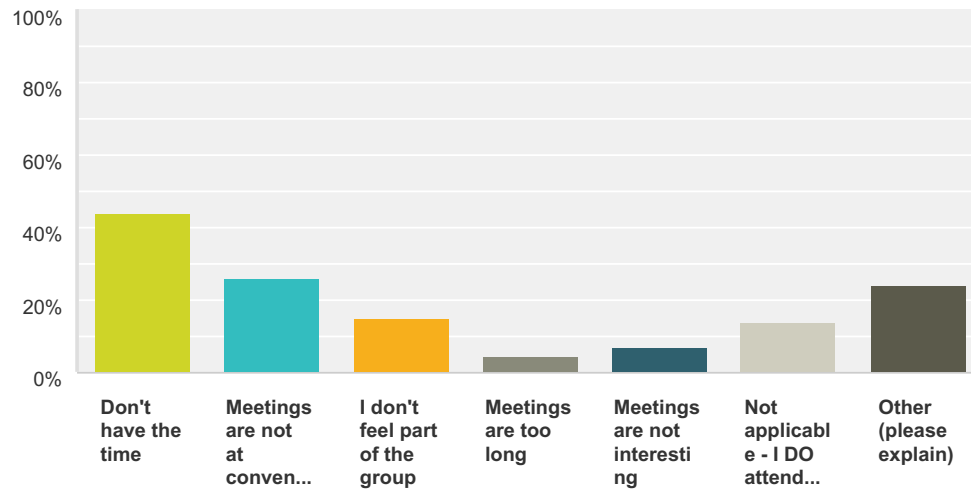
Answered: 155 Skipped: 5



Answer Choices	Responses
Yes	54.19% 84
No	45.81% 71
Total	155

Q7 If you do not attend PTAC meetings, why?

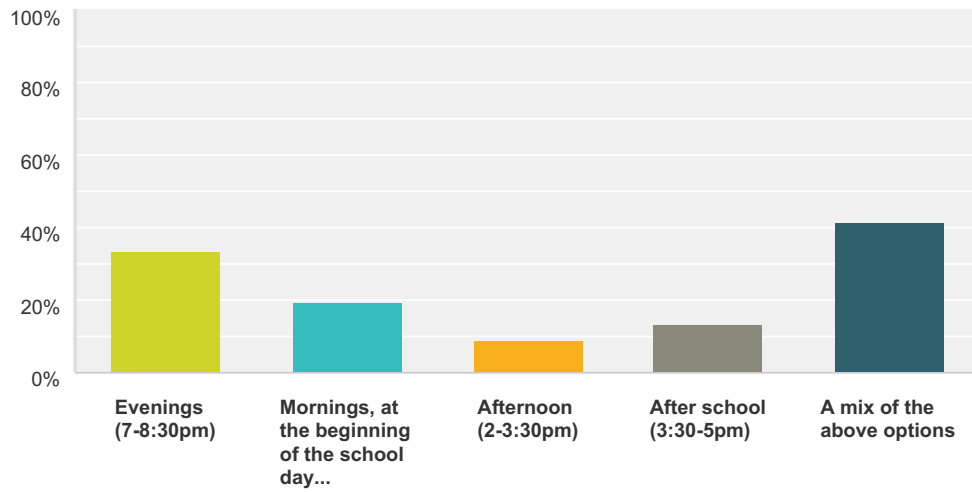
Answered: 155 Skipped: 5



Answer Choices	Responses
Don't have the time	43.87% 68
Meetings are not at convenient times	25.81% 40
I don't feel part of the group	14.84% 23
Meetings are too long	4.52% 7
Meetings are not interesting	7.10% 11
Not applicable - I DO attend meetings!	14.19% 22
Other (please explain)	23.87% 37
Total Respondents: 155	

Q8 What is an ideal time to hold PTAC meetings?

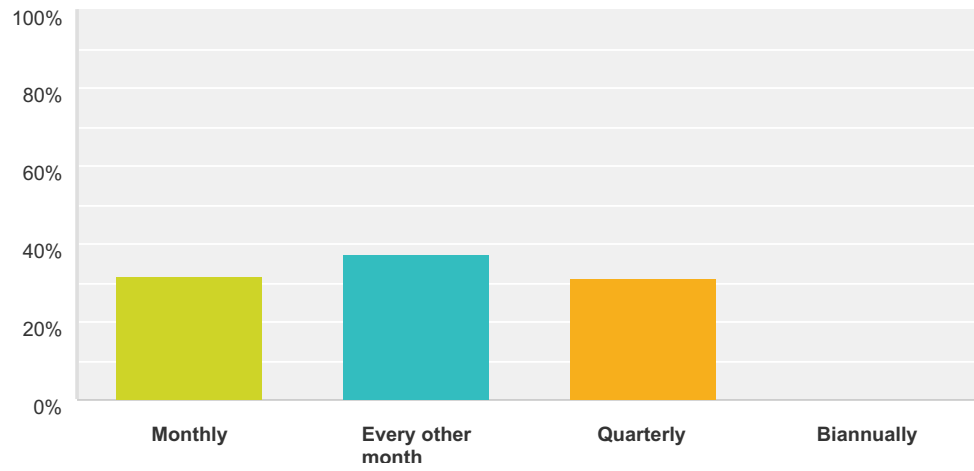
Answered: 155 Skipped: 5



Answer Choices	Responses
Evenings (7-8:30pm)	33.55% 52
Mornings, at the beginning of the school day (9-10:30am)	19.35% 30
Afternoon (2-3:30pm)	9.03% 14
After school (3:30-5pm)	13.55% 21
A mix of the above options	41.29% 64
Total Respondents: 155	

Q9 What is an ideal frequency for PTAC meetings?

Answered: 155 Skipped: 5



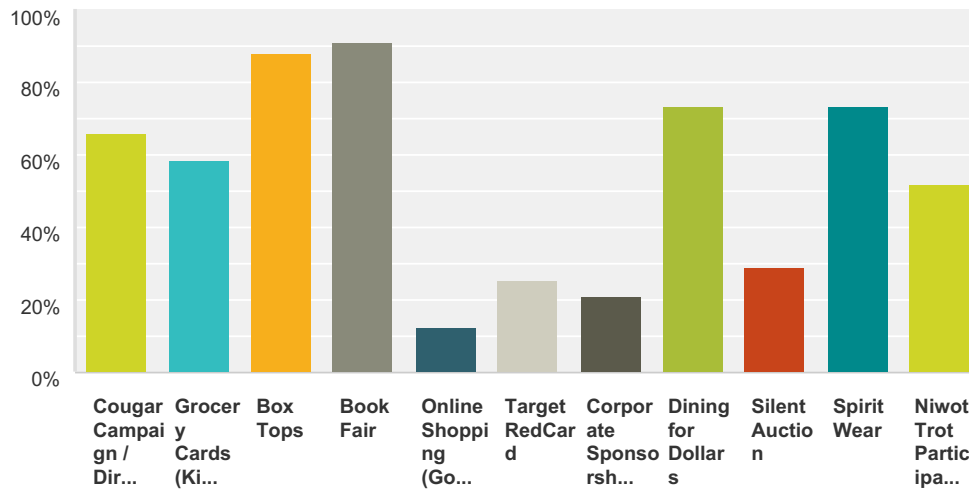
Answer Choices	Responses	
Monthly	31.61%	49
Every other month	37.42%	58
Quarterly	30.97%	48
Biannually	0.00%	0
Total		155

Q10 Traditionally, we have had low turnout for monthly PTAC General Meetings. What would motivate you to attend PTAC meetings more often?

Answered: 155 Skipped: 5

Q11 Currently, the fundraising goals for the approved budget income projection are achieved along the following distribution (by percentage of total budget income):
 • 46% = Cougar Campaign
 • 31% = Fundraising Activities (such as Book Fair, Niwot Trot, Directory Sponsorship, Spirit Wear)
 • 15% = Corporate Cash (such as Grocery & Target cards, Box Tops, Dining for Dollars, Online Shopping)
 • 8% = Community Events (such as Sock Hop, Talent Show)
 For the past few years, the PTAC has chosen the following fundraising options for families to help support our school. Please indicate in which of the following efforts you have participated in the past (check all that apply):

Answered: 152 Skipped: 8

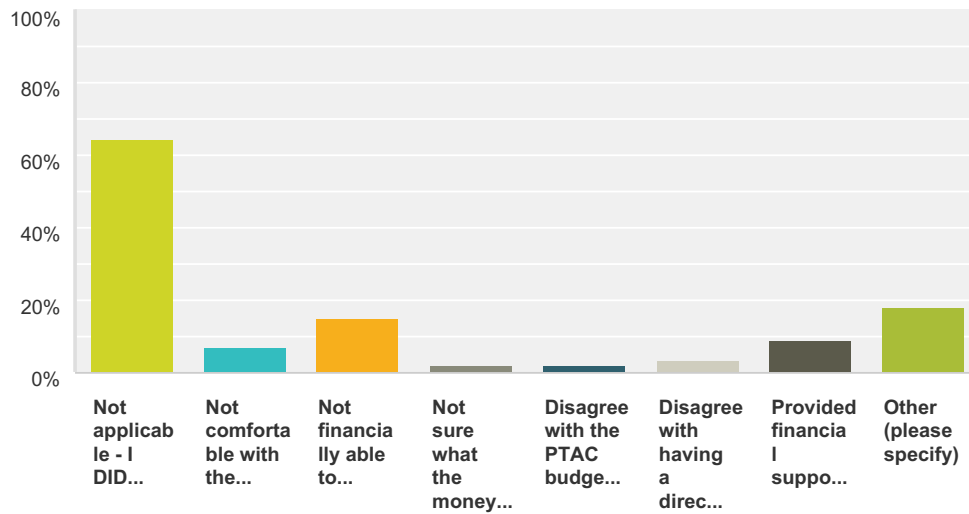


Answer Choices	Responses
Cougar Campaign / Direct Ask	65.79% 100
Grocery Cards (King Soopers, Niwot Market)	58.55% 89
Box Tops	88.16% 134
Book Fair	90.79% 138
Online Shopping (GoodShop.com, AmazonSmile)	12.50% 19
Target RedCard	25.66% 39
Corporate Sponsorship (Directory, Niwot Trot)	21.05% 32

Dining for Dollars	73.68%	112
Silent Auction	28.95%	44
Spirit Wear	73.68%	112
Niwot Trot Participation	51.97%	79
Total Respondents: 152		

Q12 This year, less than 50% of families contributed to the Cougar Campaign, which is the PTAC’s largest single fundraiser. We would like to understand why so many families chose not to provide their support.If you did not participate in the Cougar Campaign this school year, please tell us why:

Answered: 152 Skipped: 8



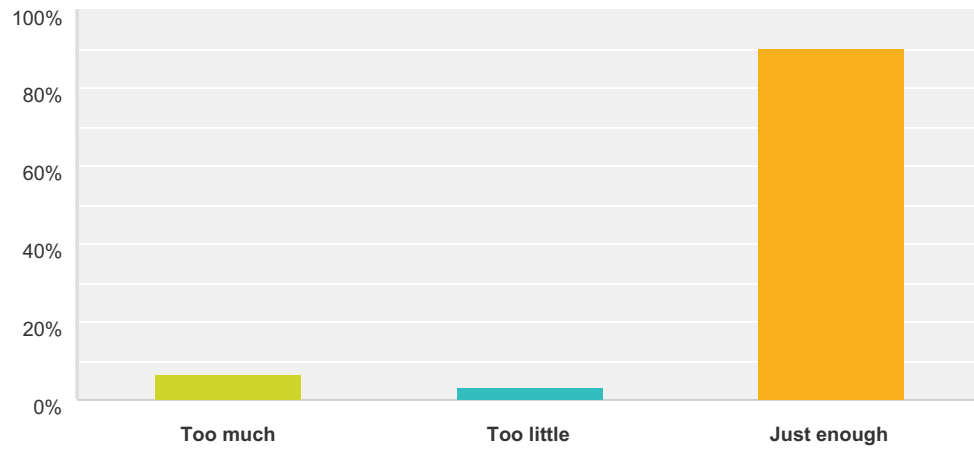
Answer Choices	Responses
Not applicable - I DID participate!	64.47% 98
Not comfortable with the suggested amount	7.24% 11
Not financially able to participate	15.13% 23
Not sure what the money is used for/not familiar with the budget	1.97% 3
Disagree with the PTAC budget spending	1.97% 3
Disagree with having a direct ask campaign	3.29% 5
Provided financial support in other ways	9.21% 14
Other (please specify)	17.76% 27
Total Respondents: 152	

Q13 What suggestions do you have for other methods of raising funds for NES PTAC?

Answered: 152 Skipped: 8

Q14 How much communication do you feel you receive from NES PTAC?

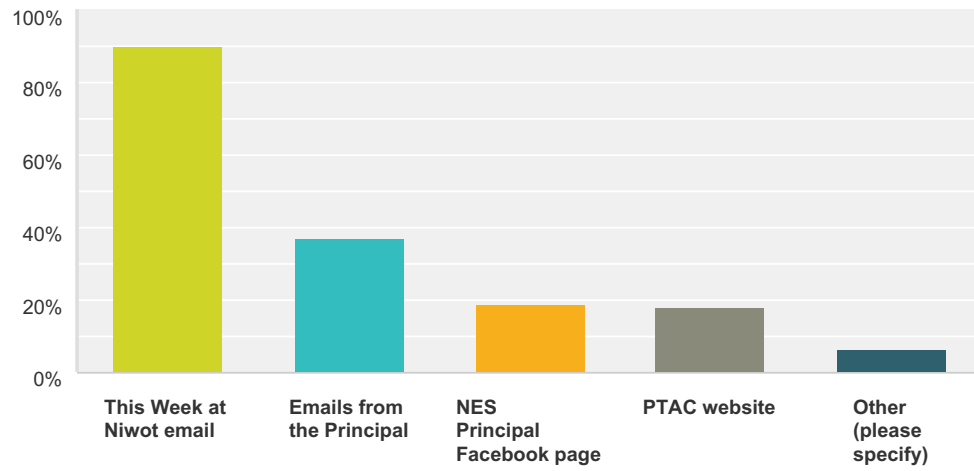
Answered: 152 Skipped: 8



Answer Choices	Responses
Too much	6.58% 10
Too little	3.29% 5
Just enough	90.13% 137
Total	152

Q15 How do you prefer to receive information from PTAC?

Answered: 152 Skipped: 8



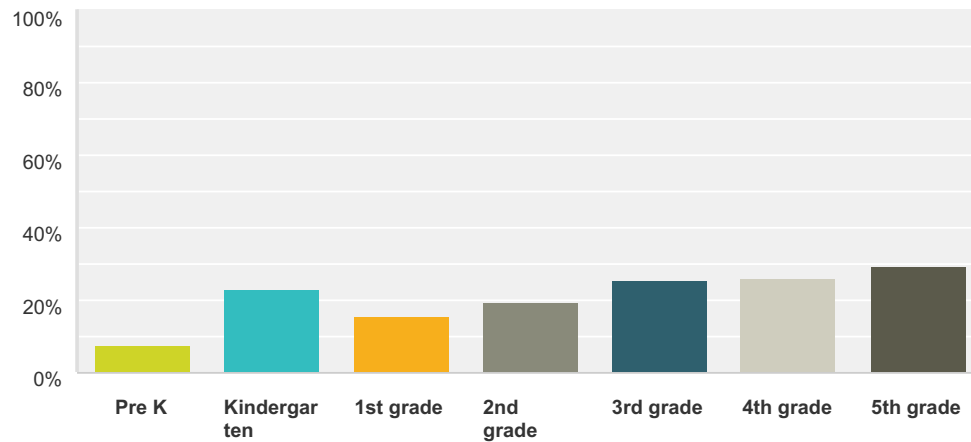
Answer Choices	Responses
This Week at Niwot email	90.13% 137
Emails from the Principal	36.84% 56
NES Principal Facebook page	19.08% 29
PTAC website	17.76% 27
Other (please specify)	6.58% 10
Total Respondents: 152	

Q16 As a parent or staff member at NES, you are a member of the PTAC and we sincerely want to hear from you. Do you have other ideas or feedback for the NES PTAC? Please let us know!

Answered: 77 Skipped: 83

Q17 In what grades are your children currently enrolled at NES? To encourage participation in this survey, the PTAC is sponsoring a contest for the grade level with the most responses. By telling us your child(ren)'s grade level, their grade will get credit for your survey input and the chance to win a piece of NES Spirit Wear!

Answered: 149 Skipped: 11



Answer Choices	Responses
Pre K	7.38% 11
Kindergarten	22.82% 34
1st grade	15.44% 23
2nd grade	19.46% 29
3rd grade	25.50% 38
4th grade	26.17% 39
5th grade	29.53% 44
Total Respondents: 149	